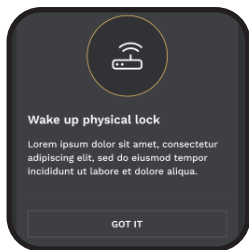


STORID

UNLOCKING PROEDGE

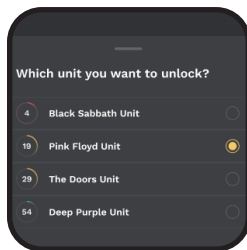


UNLOCK THE POWER OF PROEDGE



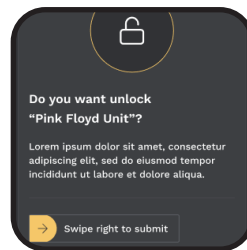
STEP 1

When logging into the app, verify that Bluetooth and location tracking are enabled on your phone. Wake up the lock by pressing the button on the ProEdge.



STEP 2

When the lock is awake, it will appear in the list of active devices. A window will appear with a list of active devices asking, "Which unit do you want to unlock?"



STEP 3

Click on the lock you wish to open. A window will appear with a message of "Do you want to unlock Lock?"



STEP 4

Swipe right on the window to unlock. A "Lock opened successfully" message will then appear. A green LED light will display on the ProEdge.

Scan the QR code to download StorID on ...



OR

